

# MIDWEST MCBG™ SERIES CURVED BLADE GATES

PNEUMATIC, HYDRAULIC AND ELECTRIC OPERATED  
 DETAILS ARE SUBJECT TO CHANGE WITHOUT PRIOR NOTICE.

**CAUTION: EXPLOSION PROOF CONSTRUCTION AVAILABLE.  
 CONSULT FACTORY FOR DETAILS AND PRICING.**


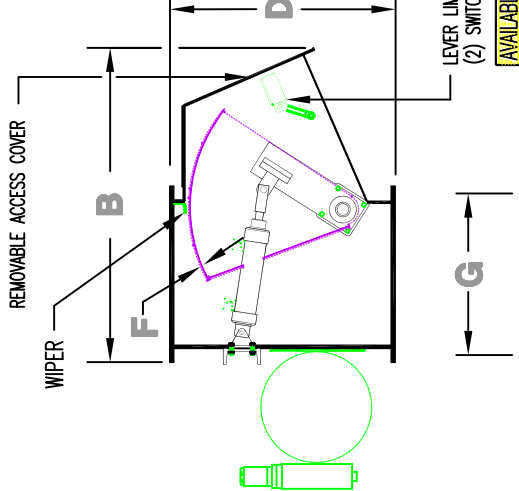
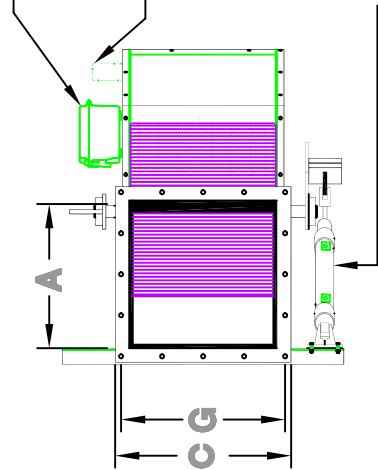
**NOTE: ITEMS CHECKED WILL BE QUOTED BY MIDWEST**

PREWIRING JUNCTION BOX  
 (8 X 6 X 4 IN) 200 X 150 X 100mm  
 DUST TIGHT ENCLOSURE WITH (2)  
 INDICATING LIGHTS AND TERMINAL STRIPS  
**AVAILABLE**

PNEUMATIC SOLENOID VALVE  
 NEMA 4, DUST/WATER TIGHT  
 120 VAC, 4 WAY/2 POSITION  
**AVAILABLE**

ACTUATOR AVAILABLE:  
 PNEUMATIC, ELECTRIC, HYDRAULIC  
 (1) ACTUATOR STANDARD  
 (2) AVAILABLE  
 (SPECIFY)

REED PROXIMITY LIMIT SWITCH KIT FOR  
 INDICATION OF GATE POSITION FOR  
 PNEUMATIC OR HYDRAULIC ACTUATION  
 (2), (3), OR (4) AVAILABLE  
**AVAILABLE**



FAILSAFE™ ACCUMULATOR AND VALVE SYSTEM  
 FOR PNEUMATIC AND HYDRAULIC  
 GATE SYSTEMS  
**AVAILABLE**

INLET TRANSITIONS  
 OUTLET TRANSITIONS  
**AVAILABLE**

**LEGEND**

- BLUE ■ DRAPE COMPONENTS
- ORANGE ■ AIR WELDRABLE IS. PANS
- GREEN ■ DUST OUTLETS, DUST PIPING
- PURPLE ■ FLEXIBLE OUTER SPOUT
- RED ■ OUTER SPOUNDER
- PINK ■ PRODUCT FLOW AREA
- YELLOW ■ INSTRUMENTATION AND UTILITIES
- BLACK ■ OTHER

MIDWEST MODEL	A		B		C		D		E		F	
	NOMINAL PRODUCT INLET IN MM	IN IN	OVERALL LENGTH LESS ACTUATION IN MM	IN IN	OVERALL WIDTH LESS ACTUATION IN MM	IN IN	HEIGHT IN MM	IN IN	TRANSITION HEIGHT IN MM	IN IN	BLADE THICKNESS IN MM	IN IN
250	8	203	16	206	13.44	341	22.0	559	6	152		
300	12	305	24	610	15.44	392	22.0	559	9	228	.375	10
350	15	381	30	762	18.44	468	26.0	660	9	228		
450	18	457	36	914	21.44	544	26.0	660	9	228		
550	22	559	44	1118	26.0	660	34.0	864	12	304	.50	13
600	24	610	48	1220	28.0	711	34.0	864	18	457		
750					34.06	865	72.0	1829	24	609		
900	36	914	72	1828	40.0	1016	72.0	1829	36	914	.75	19
1200	48	1219	96	2438	52.0	1320	60.0	1524			1.00	25
(NSP)												

MIDWEST MODEL	G		H		K								
	SQUARE SPACES NO. IN MM	BOLT PATTERN IN MM	ROUND HOLE SIZE NO. IN MM	BOLT PATTERN IN MM	TRANSITION DISCHARGE AOG IN MM	ACTUATOR LENGTH EOG IN MM							
250	3	3.5	89	10.5	267	6	9.43	239	8	203	12.305	31.787	12.305
300	3.62	92	14.5	368	.43	11	16.00	406	14	355	17.432	36.914	16.406
350	4	4.37	111	17.5	445		17.00	431	15	381	20.508	39.991	19.483
450	5.12	130	20.5	521			20.00	508	18	457	23.584	22.559	
550	3.81	97	23.0	584			22.00	568	20	508	25.635	24.609	48.1219
600	4.50	114	27.0	686			25.87	657	24	609	29.737	52.1321	28.711
750	6	5.50	140	33.0	838	.56	14	32.37	822	30	762	35.889	71.1803
900	6.50	165	39.0	991			38.37	974	36	914	41.1041	40.1016	
1200	8	6.37	162	51.0	1295		24	50.37	1279	48	1219	53.1346	94.2388
(NSP)													

CYLINDER BORE	ELECTRIC ACTUATOR		ROD DIAMETER		CLOSING SPEED IN SECONDS		WEIGHT LBS. KG
	AOG IN MM	HOG IN MM	FORCE LBS. KG	THRUST HP KW	AOG IN MM	HOG IN MM	
2.00 51			600	270 .5 .37			1 3 2 110 50
					1.12 28		5 3 140 65
3.25 83	2.00 51		1000	450 1.5 1.1	1.00 25		6 3.6 175 80
							5 4.3 200 90
							6 4.8 315 142
							7 5 375 170
			1500	675 2.0 1.5			8 6 540 245
			2000	900 3.0 2.2			10 7.4 800 365
							4 13 10 1260 1220



**MIDWEST International**  
 Environmental Equipment for industry

Operational Headquarters  
 Midwest Plaza, 105 Stover Rd.  
 Charlotte, Michigan 48720  
 Phone (231) 547-4000  
 Fax (231) 547-9453  
 a division of ron pair enterprises, inc.

REF. SERIAL NO. JOB NO. SHEET NO. DRAWING NO. SCBG001A

PREPARED FOR: P.O. NO. DATE: TITLE: MIDWEST PARAGON™ SERIES CURVED BLADE GATE DRAWN: KC DATE: 07 FEB 00 CHECKED: RP/REM

This drawing and/or publication represents proprietary article and the designs, trade names or trademarks therein are either patented, have patents pending or are copyrighted internationally. Information appearing on this document remains the property of Ron Pair Enterprises, Inc. and is not to be reproduced without written authorization from an officer of this corporation.

REVISION NO. DATE: